

Back of Folder

6x6 Folder Template

Canvas size 12.5"x9.5"

Your art MUST fill the entire yellow canvass.

Key



Fold Lines of Folder



Safe Area



Finish Size/Bleed Line



Folder area - including bleed

Front of Folder

Important

Keep all important elements within the safe area.

Keep all important elements .25 inch away from all fold lines.

Background graphic elements must extend past the red line.

Once the folder is printed, elements outside the red line will be discarded.

Note about pockets

When the folder is printed, and the pockets are folded upward, the pocket text/elements become right-side-up.

The Right Pocket has slits for a business card.

Right Pocket
Design up-side-down so it prints right-side-up

Left Pocket
Design up-side-down so it prints right-side-up

Inside Left of Folder

Inside printing for this area is covered by the left pocket

Inside Right of Folder






Inside printing for this area is covered by the right pocket

6x6 Folder Template - Inside

Canvas size 12.5"x9.5"

Your art MUST fill the entire yellow canvass.

Key

-  Fold Lines of Folder
-  Safe Area
-  Finish Size/Bleed Line
-  Folder area - including bleed
-  Empty Space

Important

- Keep all important elements within the safe area.
- Keep all important elements .25 inch away from all fold lines.
- Background graphic elements must extend past the red line.
- Once the folder is printed, elements outside the red line will be discarded.**